

ELETTRA

Ecco un'operativa essenziale ed ergonomica, per adattarsi facilmente al comfort personale. Robusta e morbidamente imbottita, è caratterizzata dalla tonalità grigia delle parti in plastica. Disponibile con schienale alto, basso e anche in versione fissa, con o senza braccioli.

A simple ergonomic operator's chair that easily adapts to personal comfort. Robust and softly padded, it is characterised by the grey shade of the plastic parts. Available with high and low backrest, and also in fixed version, with or without armrests.



Colori plastiche
Plastic colours





ELETTRA

L'abbinamento tra plastica nera e rivestimenti vivaci dà un carattere grintoso e allegro a questa comoda e versatile operativa imbottita, disponibile anche nella versione slitta.

The combination of black plastic and bright upholstery gives this comfortable versatile operator's chair a gritty cheerful character. Also available in the sleigh version.



Colori plastiche
Plastic colours







215003N12H1

Schienale alto con struttura portante in polipropilene.
Retro schienale in polipropilene.
Sedile: struttura interna portante in multistrato di faggio.
Sottosedile in polipropilene.
Imbottitura in poliuretano espanso.
Braccioli fissi o regolabili in nylon.
Meccanismo synchron o contatto permanente.
Gas: sistema di regolazione altezza sedile tramite alzata a gas.
Base 5 razze in nylon o alluminio.
Ruote piroettanti a doppio battistrada.

Backrest: High backrest with load-bearing structure made of polypropylene.
Outer backrest made of polypropylene.
Seat: internal load-bearing structure made of beech multilayer.
Padding made of foamed polyurethane.
Underseat made of polypropylene.
 Fixed or adjustable **armrests** made of nylon.
 Synchron **mechanism** or permanent contact.
Gas: height-adjustment system by gas lift.
 5-spoke **base** made of nylon or aluminum.
 Pirouetting **castors** with double tread.



214003N12H1

Schienale basso con struttura portante in polipropilene.
Retro schienale in polipropilene.
Sedile: struttura interna portante in multistrato di faggio.
Sottosedile in polipropilene.
Imbottitura in poliuretano espanso.
Braccioli fissi o regolabili in nylon.
Meccanismo synchron o contatto permanente.
Gas: sistema di regolazione altezza sedile tramite alzata a gas.
Base 5 razze in nylon o alluminio.
Ruote piroettanti a doppio battistrada.

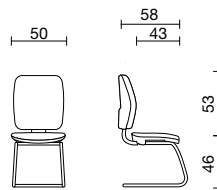
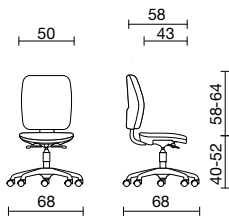
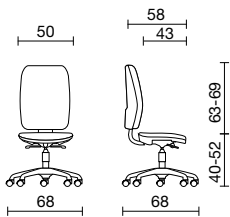
Backrest: Low backrest with load-bearing structure made of polypropylene.
Outer backrest made of polypropylene.
Seat: internal load-bearing structure made of beech multilayer.
Padding made of foamed polyurethane.
Underseat made of polypropylene.
 Fixed or adjustable **armrests** made of nylon.
 Synchron **mechanism** or permanent contact.
Gas: height-adjustment system by gas lift.
 5-spoke **base** made of nylon or aluminum.
 Pirouetting **castors** with double tread.



2145N

Schienale basso con struttura portante in polipropilene.
Retro schienale in polipropilene.
Sedile: struttura interna portante in multistrato di faggio.
Sottosedile in polipropilene.
Imbottitura in poliuretano espanso.
Braccioli fissi in nylon.
Telaio slitta in acciaio ad alta resistenza.

Backrest: Low backrest with load-bearing structure made of polypropylene.
Outer backrest made of polypropylene.
Seat: internal load-bearing structure made of beech multilayer.
Padding made of foamed polyurethane.
Underseat made of polypropylene.
 Fixed **armrests** made of nylon.
 Sled-shaped **structure** made of high-strength steel.



CERTIFICAZIONI / CERTIFICATIONS

UNI EN 1335 Tipo/Type A DL81

UNI EN 1335 Tipo/Type A DL81

UNI EN 16139

COLORI PLASTICHE PLASTIC COLOURS

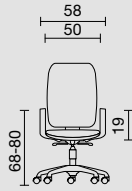


Grigio / Grey

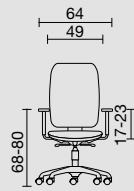
Nero / Black

RIVESTIMENTI: Vedi sezione tessuti e rivestimenti.
UPHOLSTERY: See section upholstery options.

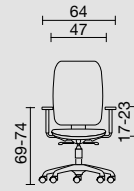
BRACCIOLI / ARMS



FC / FS
Bracciolo fisso in PP e Nylon nero/grigio.
Fixed polypropylene armrest and fixed nylon armrest - black/grey.



RA / RE
Bracciolo regolabile in altezza in nylon nero/grigio.
Height-adjustable armrest made of black/grey nylon.



RB
Bracciolo regolabile in altezza, profondità e rotazione con supporto in acciaio e top in poliuretano.
Armrest adjustable in height, depth and rotation with steel support and polyurethane top.

MECCANISMI / MECHANISMS



P2 / P5
Contatto permanente con sistema regolazione schienale nero/grigio.
Permanent contact with adjustment system of backrest. Available in black/grey version.



S1
Meccanismo synchron con 4 posizioni di blocco.
Synchron mechanism with 4 blocking positions.



S2
Meccanismo synchron con 4 posizioni di blocco e traslatore.
Synchron mechanism with 4 blocking positions and seat slider.



S3
Meccanismo synchron con 5 posizioni di blocco, traslatore e variatore di assetto del sedile.
Synchron mechanism with 5 blocking positions, seat slider and seat angle adjustment.

STANDARD

BASI / BASES



12
Base arcuata in nylon.
Arched base made of nylon.



14
Base arcuata in nylon grigio.
Arched base made of grey nylon.



17
Base arcuata in alluminio lucidato.
Arched base made of polished aluminum.

OPTIONAL

STANDARD

RUOTE / CASTORS



H1 / H3
Ruota in nylon nera/grigia con battistrada duro Ø50.
Black nylon/grey castor with hard tread Ø50.



H2
Ruota in nylon nera autofrenante con battistrada duro Ø50.
Self-braking black nylon castor with hard tread Ø50.



W1
Ruota gommata con battistrada morbido Ø50.
Rubber castor with soft tread Ø50.



W2
Ruota gommata autofrenante con battistrada morbido Ø50.
Self-braking rubber castor with soft tread Ø50.

OPTIONAL