

SOUL

Elegante, snella e morbida, Soul svela tutta l'originalità del suo carattere con i rivestimenti in tessuti e colori moda. È realizzata nelle versioni con schienale basso e alto.

Elegant, slim and soft, Soul reveals all the originality of its character with upholstery in fashion fabrics and colours. It comes in the versions with low and high backrest.







La base è disponibile in versioni diverse: cinque razze girevole, quattro razze, a disco.

The base is available in different versions: five-star swivel, four-star and disc.





SOUL

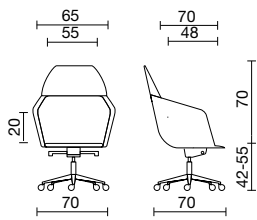
DIVANI E SEDUTE ATTESA
SOFA AND WAITING SEATING



SOUL21

Monoscocca con poggiatesta, struttura interna portante in tubolare di acciaio a sezione mista. **Imbottitura** in poliuretano espanso schiumato. **Piastra** fissa girevole. **Gas**: sistema di regolazione altezza sedile tramite alzata a gas. **Base** 5 razze in alluminio. **Ruote** piroettanti a doppio battistrada.

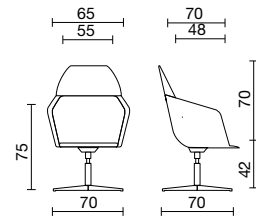
Single structure with headrest. Internal load-bearing structure made of tubular steel with mixed cross-section. **Padding** made of foamed polyurethane. Revolving fixed **plate**. **Gas**: height-adjustment system by gas lift. 5-spoke **base** made of aluminum. Pirouetting **castors** with double tread.



SOUL22

Monoscocca con poggiatesta, struttura interna portante in tubolare di acciaio a sezione mista. **Imbottitura** in poliuretano espanso schiumato. **Piastra** fissa girevole. **Base** 4 razze in alluminio.

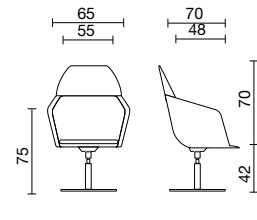
Single structure with headrest. Internal load-bearing structure made of tubular steel with mixed cross-section. **Padding** made of foamed polyurethane. Revolving fixed **plate**. 4-spoke **base** made of polished aluminum.



SOUL23

Monoscocca con poggiatesta, struttura interna portante in tubolare di acciaio a sezione mista. **Imbottitura** in poliuretano espanso schiumato. **Piastra** fissa girevole. **Base** fissa a disco in acciaio inox cromato.

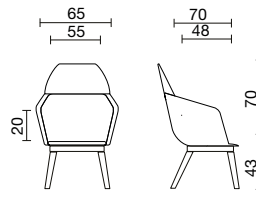
Single structure with headrest. Internal load-bearing structure made of tubular steel with mixed cross-section. **Padding** made of foamed polyurethane. Revolving fixed **plate**. Disk-shaped **base** made of stainless chrome steel.



SOUL24

Monoscocca con poggiatesta, struttura interna portante in tubolare di acciaio a sezione mista. **Imbottitura** in poliuretano espanso schiumato. **Base** in legno verniciata naturale.

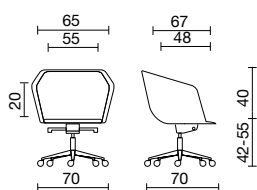
Single structure with headrest. Internal load-bearing structure made of tubular steel with mixed cross-section. **Padding** made of foamed polyurethane. **Base** made of wood.



SOUL11

Monoscocca struttura interna portante in tubolare di acciaio a sezione mista. **Imbottitura** in poliuretano espanso schiumato. **Piastra** fissa girevole. **Gas**: sistema di regolazione altezza sedile tramite alzata a gas. **Base** 5 razze in alluminio. **Ruote** piroettanti a doppio battistrada.

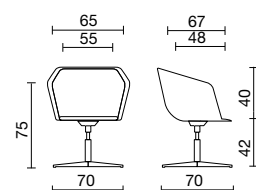
Single structure. Internal load-bearing structure made of tubular steel with mixed cross-section. **Padding** made of foamed polyurethane. Revolving fixed **plate**. **Gas**: height-adjustment system by gas lift. 5-spoke **base** made of aluminum. Pirouetting **castors** with double tread.



SOUL12

Monoscocca struttura interna portante in tubolare di acciaio a sezione mista. **Imbottitura** in poliuretano espanso schiumato. **Piastra** fissa girevole. **Base** 4 razze in alluminio.

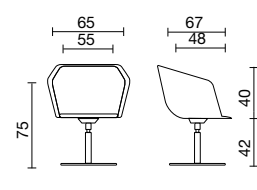
Single structure. Internal load-bearing structure made of tubular steel with mixed cross-section. **Padding** made of foamed polyurethane. Revolving fixed **plate**. 4-spoke **base** made of polished aluminum.



SOUL13

Monoscocca struttura interna portante in tubolare di acciaio a sezione mista. **Imbottitura** in poliuretano espanso schiumato. **Piastra** fissa girevole. **Base** fissa a disco in acciaio inox cromato.

Single structure. Internal load-bearing structure made of tubular steel with mixed cross-section. **Padding** made of foamed polyurethane. Revolving fixed **plate**. Disk-shaped **base** made of stainless chrome steel.



SOUL14

Monoscocca struttura interna portante in tubolare di acciaio a sezione mista. **Imbottitura** in poliuretano espanso schiumato. **Base** in legno verniciata naturale.

Single structure. Internal load-bearing structure made of tubular steel with mixed cross-section. **Padding** made of foamed polyurethane. **Base** made of wood.

